



Manage your entire fleet with **KALMAR INSIGHT**


Kalmar Insight is the one digital platform that gives you the ability to manage, analyse and take actions immediately on real time equipment data. Giving you the ability to continually optimise the performance of your entire fleet, including equipment from other manufacturers.

Specific equipment data is available by machine or by each operator, which can help you identify actions or additional training that can help improve your drivers' skills and performance.

Kalmar Insight will make a real difference to your operations as it is:

- 

Accessible from anywhere: Kalmar Insight can be accessed from any connected screen so you can monitor your equipment's performance in real time.
- 

Provides actionable data: Kalmar Insight allows you to analyse your equipment performance so you can take instant actions to improve equipment productivity.
- 

Gives you the ability to co-ordinate maintenance activities: With the ability to schedule and manage your maintenance activities you maintain the highest levels of equipment availability.

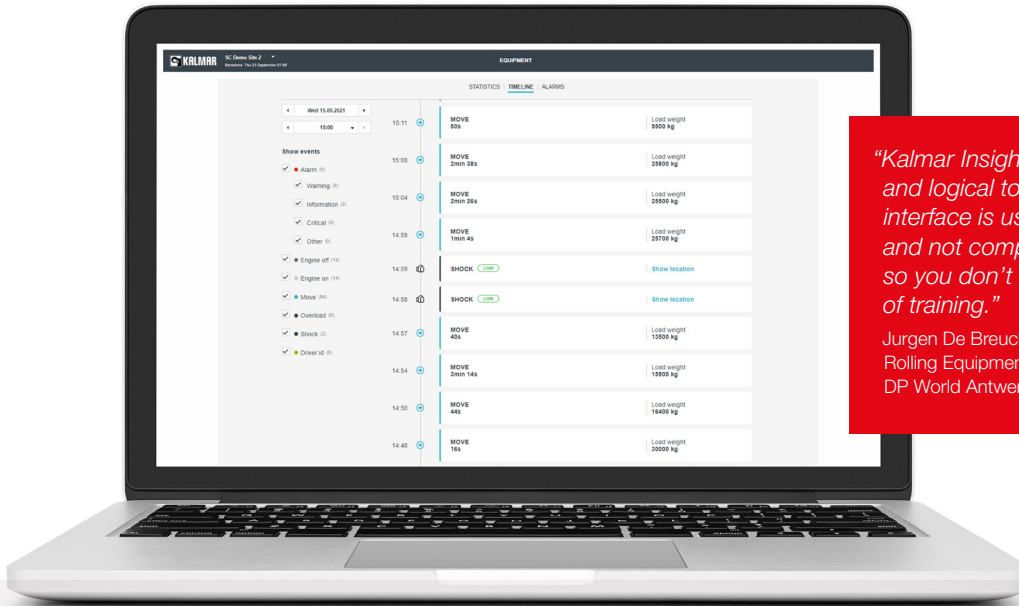
Kalmar Insight has a range of optional features that you may find useful in managing your maintenance activities, parts ordering or simply wanting to extract the data from Kalmar Insight and share it with other management systems you may use.

All new Kalmar equipment can be connected to Kalmar Insight, while older models or equipment from other manufacturers may need to have connectivity hardware fitted to facilitate the seamless flow of data between your equipment and Kalmar Insight.

Once installed, you'll wonder how you ever did without Kalmar Insight.



Kalmar Insight offers a basic subscription model and a number of optional features, you just need to choose which are going to have the most positive impact on your operations.



“Kalmar Insight is easy and logical to use. The interface is user-friendly and not complicated, so you don’t need lots of training.”

Jurgen De Breuck, Manager Rolling Equipment & Welding, DP World Antwerp Gateway.

Your Kalmar Insight annual subscription.

Provides a seamless flow of operation data from your equipment to Kalmar Insight. You can track every move your equipment makes and analyse its operational data, fuel consumption, routing including idle time and review, and shocks or alerts in real time.

Optional modules.
Can provide additional value.



Driver ID and Access Management ensures that you have only approved operators driving a specific machine, improving the overall safety of your people and operations. Driver and equipment performance data is available through Kalmar Insight.



The **checklist module** is accessed through a mobile app where your drivers can record the daily status of their equipment. This information can be supplemented by images or video and can then be accessed through Kalmar Insight for analysis and to plan the required maintenance before it becomes an issue. Information in each checklist can be aggregated and/or sorted by time, equipment, driver, group or status.



The **maintenance module** provides a calendar overview of your entire fleet’s maintenance activities, which allows you to plan and schedule preventative maintenance activities, allowing you to streamline your processes and minimise operational downtime of your fleet.



API connectivity enables the sharing and integration of your equipment data with other IT systems, allowing you to optimise your internal business processes. To streamline your data flow further, container related data can be automatically shared between your equipment and TOS.

Retrofit solutions.



Retrofits for older Kalmar equipment or equipment from other manufacturers.

Support.



Support is available when needed for both software and or hardware issues.

To find out how Kalmar Insight can help you keep your entire fleet running optimally speak to your local Kalmar Sales Support team member.

